Matematik Defterim

1. Dönem



0 1 2 3 4 5 6 7 8 9

Adı Soyadı .....

Sınıfı .....

Numarası .....

Okulu .....

Nerede?

Satırın başındaki sözcüğe uyan resmi bulalım. Çemberini boyayalım.

1 Konumlar

üstünde			
altında			
içinde			
önünde			
arkasında			
arasında			

Topu Çizelim

Her kutuda yazan yere bir top çizelim.

üstüne



altına



içine



sağına



soluna



önüne



Eşini Bulalım

Her satırda eş olan iki resmi bulalım. İkisini aynı renge boyayalım.

2 Eş Nesneler



Eşini Bulalım

Her satırda eş olan iki resmi bulalım. İkisini aynı renge boyayalım.



0 Rakamı

Rakamın yazılışını inceleyelim. Noktalı rakamların üzerinden geçelim, sonra kendimiz yazalım.

3 Rakamlar

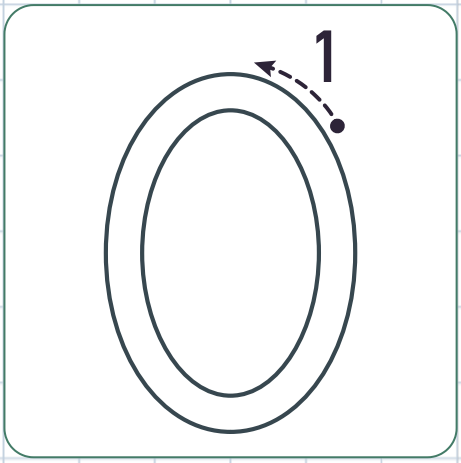

0 0 0 0 0 0

0 0 0 0 0 0

0 0 0 0 0 0 0 0 0 0

0 0 0 0 0 0 0 0 0 0

Sıra sende.

0

0

1 Rakamı

Rakamın yazılışını inceleyelim. Noktalı rakamların üzerinden geçelim, sonra kendimiz yazalım.

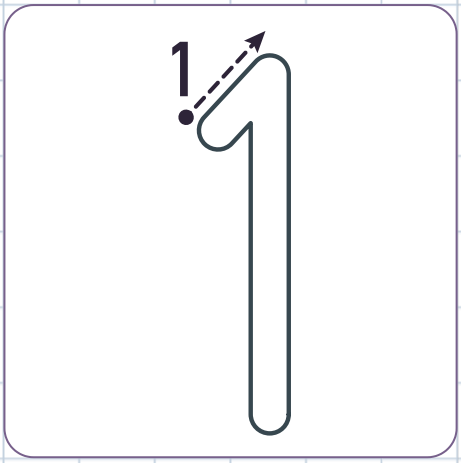

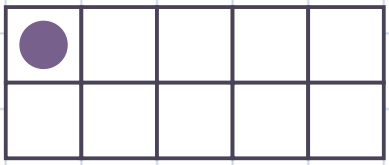



1 1 1 1 1 1

1 1 1 1 1 1

1 1 1 1 1 1 1 1 1 1

1 1 1 1 1 1 1 1 1 1

Sıra sende.

1

1

2 Rakamı

Rakamın yazılışını inceleyelim. Noktalı rakamların üzerinden geçelim, sonra kendimiz yazalım.



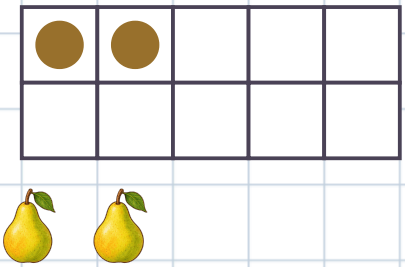

2 2 2 2 2 2

2 2 2 2 2 2

2 2 2 2 2 2 2 2 2 2

2 2 2 2 2 2 2 2 2 2

Sıra sende.

2

2

3 Rakamı

Rakamın yazılışını inceleyelim. Noktalı rakamların üzerinden geçelim, sonra kendimiz yazalım.





3 3 3 3 3 3

3 3 3 3 3 3

3 3 3 3 3 3 3 3 3 3

3 3 3 3 3 3 3 3 3 3

Sıra sende.

3

3

4 Rakamı

Rakamın yazılışını inceleyelim. Noktalı rakamların üzerinden geçelim, sonra kendimiz yazalım.

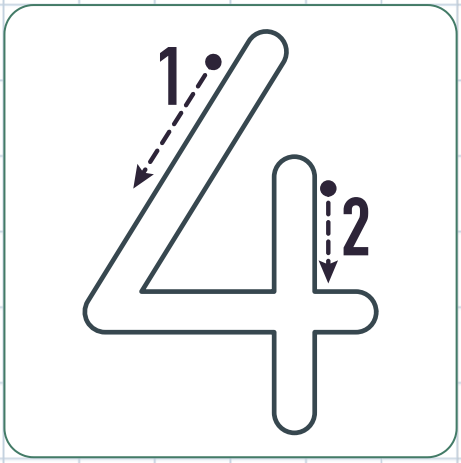

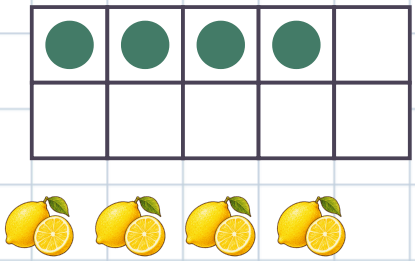

4 4 4 4 4 4

4 4 4 4 4 4

4 4 4 4 4 4 4 4 4 4

4 4 4 4 4 4 4 4 4 4

Sıra sende.

4

4

5 Rakamı

Rakamın yazılışını inceleyelim. Noktalı rakamların üzerinden geçelim, sonra kendimiz yazalım.

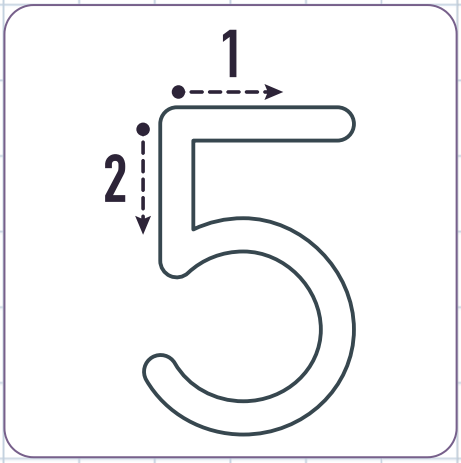

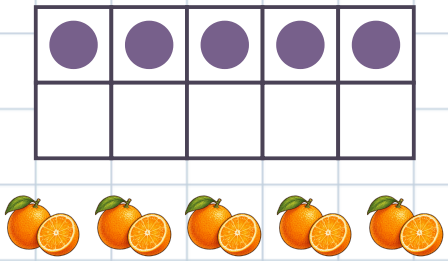

5 5 5 5 5 5

5 5 5 5 5 5

5 5 5 5 5 5 5 5 5 5

5 5 5 5 5 5 5 5 5 5

Sıra sende.

5

5

6 Rakamı

Rakamın yazılışını inceleyelim. Noktalı rakamların üzerinden geçelim, sonra kendimiz yazalım.



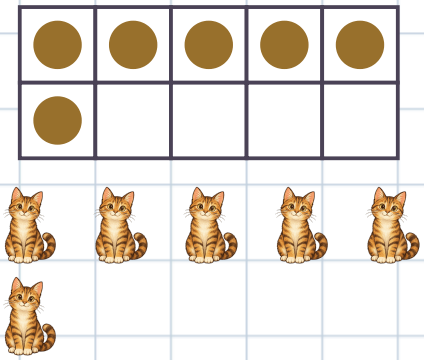

6 6 6 6 6 6

6 6 6 6 6 6

6 6 6 6 6 6 6 6 6 6

6 6 6 6 6 6 6 6 6 6

Sıra sende.

6

6

7 Rakamı

Rakamın yazılışını inceleyelim. Noktalı rakamların üzerinden geçelim, sonra kendimiz yazalım.

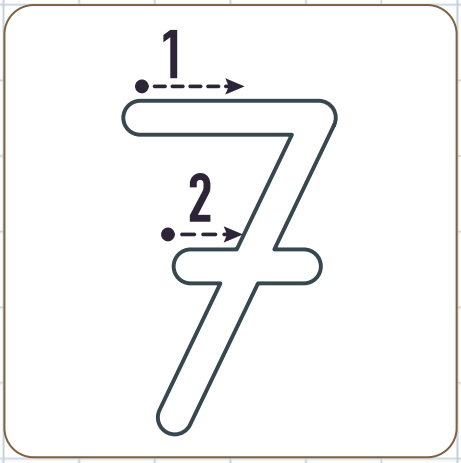



7 7 7 7 7 7

7 7 7 7 7 7

7 7 7 7 7 7 7 7 7 7

7 7 7 7 7 7 7 7 7 7

Sıra sende.

7

7

8 Rakamı

Rakamın yazılışını inceleyelim. Noktalı rakamların üzerinden geçelim, sonra kendimiz yazalım.



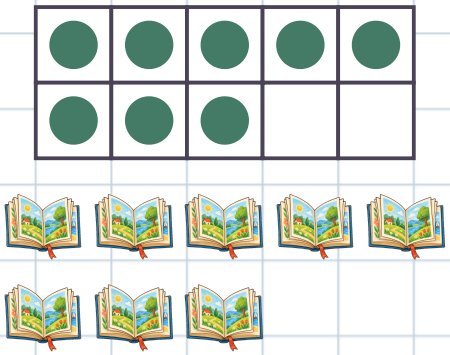

8 8 8 8 8 8

8 8 8 8 8 8

8 8 8 8 8 8 8 8 8

8 8 8 8 8 8 8 8 8

Sıra sende.

8

8

9 Rakamı

Rakamın yazılışını inceleyelim. Noktalı rakamların üzerinden geçelim, sonra kendimiz yazalım.



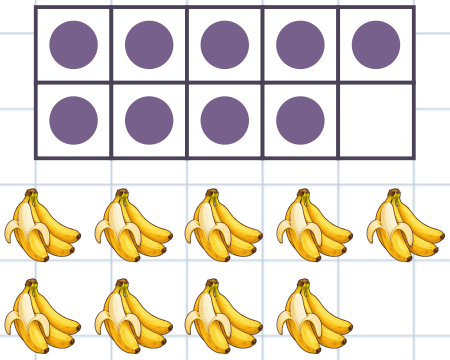

9 9 9 9 9 9

9 9 9 9 9 9

9 9 9 9 9 9 9 9 9 9

9 9 9 9 9 9 9 9 9 9

Sıra sende.

9

9

Sayalım, Yazalım

Nesneleri sayalım. Sayısını kutuya yazalım.

















Çeteleyle Sayalım

Nesneleri sayalım. Sayısı kadar çetele çizelim, rakamını kutuya yazalım.



7















10'dan 15'e Sayılar

Onluk çerçevedeki noktaları sayalım. Sayıyı okuyalım, sonra yazalım.

4 10'dan 20'ye Sayılar

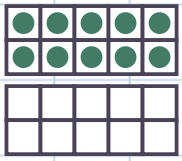

10 10 10

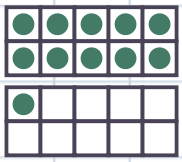

11 11 11

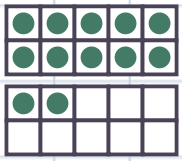

12 12 12

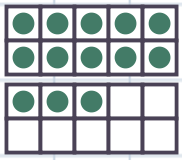

13 13 13

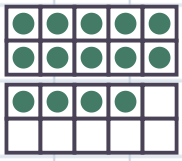

14 14 14



15 15 15

16'dan 20'ye Sayılar

Onluk çerçevedeki noktaları sayalım. Sayıyı okuyalım, sonra yazalım.

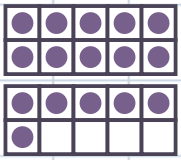

16 16 16

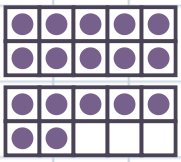

17 17 17

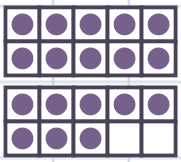

18 18 18

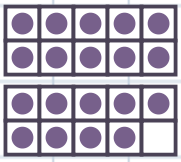

19 19 19



20 20 20

Sayalım, Yazalım

Nesneleri sayalım. Sayısını kutuya yazalım.

















Parça ve Bütün

İki parçadaki noktaları ayrı ayrı sayalım, sonra hepsini sayalım. Sayıları kutulara yazalım.

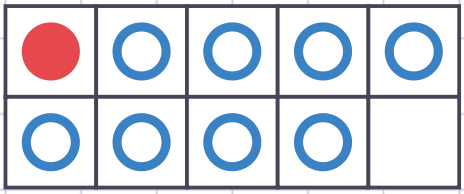

1 8 9

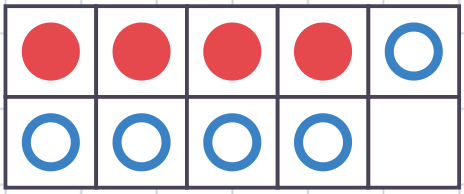

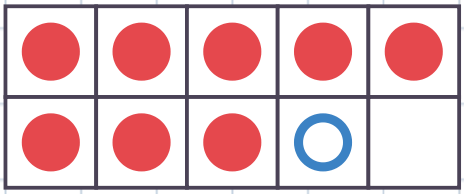

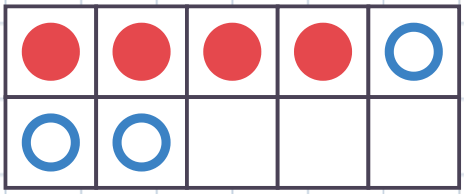

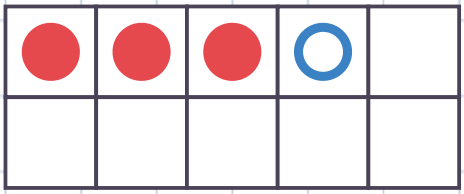

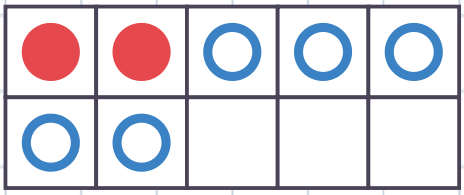

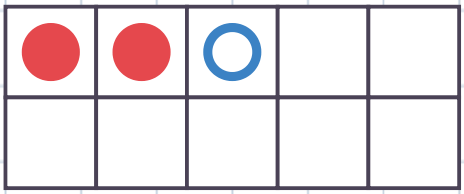

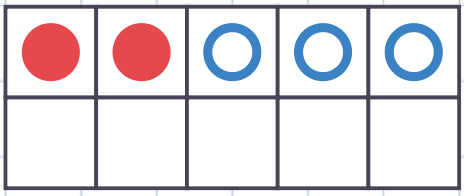

Parça ve Bütün

İki parçadaki noktaları ayrı ayrı sayalım, sonra hepsini sayalım. Sayıları kutulara yazalım.

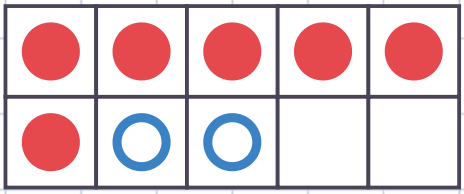

6 2 8

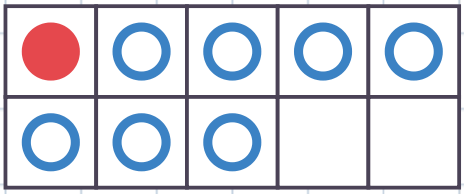

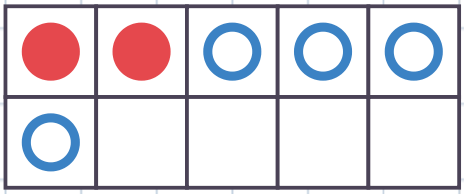

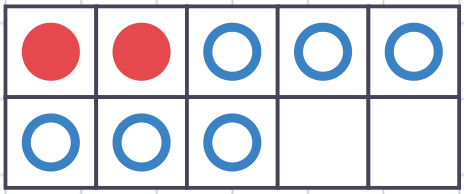

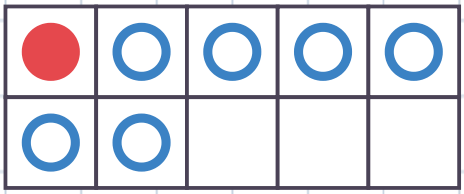

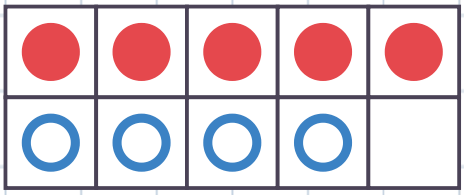

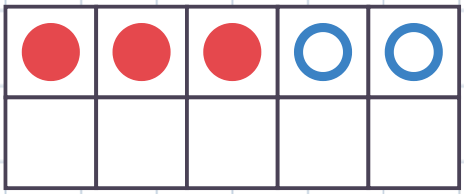

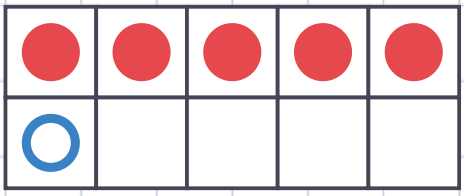

Onluk ve Birlik

10 nesneyi çember içine alalım. Kaç onluk, kaç birlik olduğunu yazalım.



onluk

birlik



onluk

birlik



onluk

birlik



onluk

birlik



onluk

birlik



onluk

birlik

Onluk ve Birlik

Sayıyı okuyalım. Sayı kadar onluk ve birliği boyayalım.

19 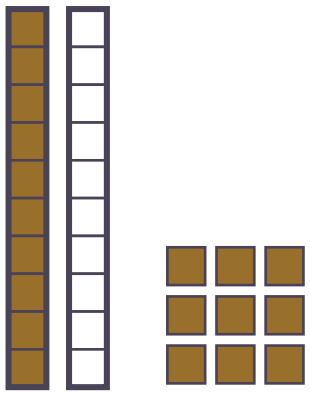

17 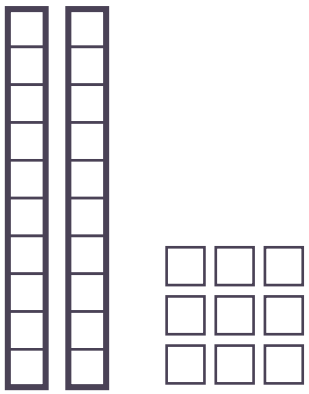

11 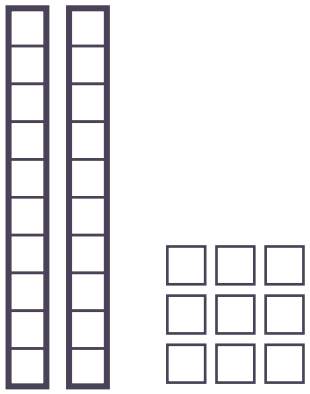

20 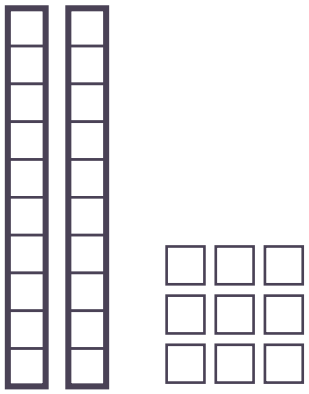

16 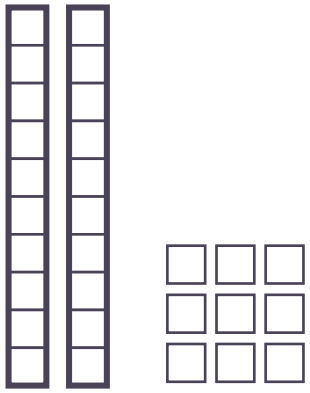

15 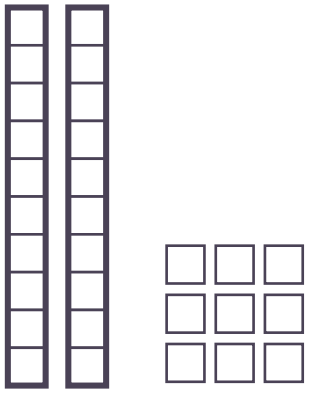

12 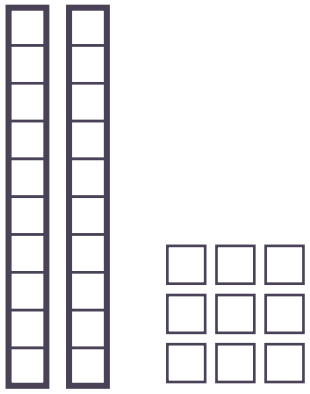

13 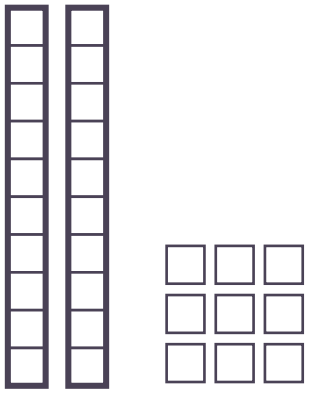

Kaçıncı?

Vagonları trenin başından sayalım. Satırda yazan sıradaki vagonu boyayalım.

5 Sıra Sayıları

4. 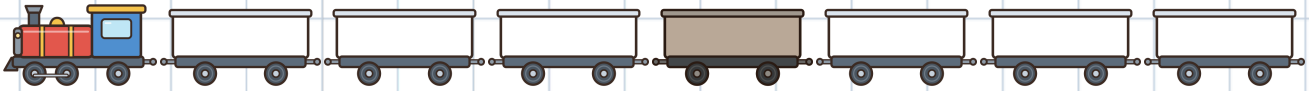

7. 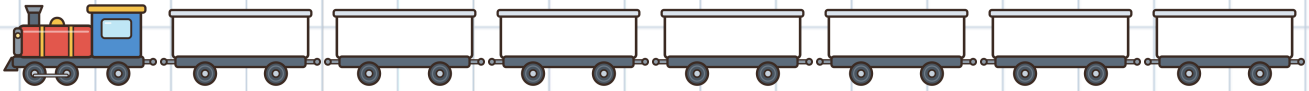

5. 

3. 

6. 

2. 

Önce, Sonra, Arasında

Boş kutulara önce, sonra ya da arada gelen sayıyı yazalım.

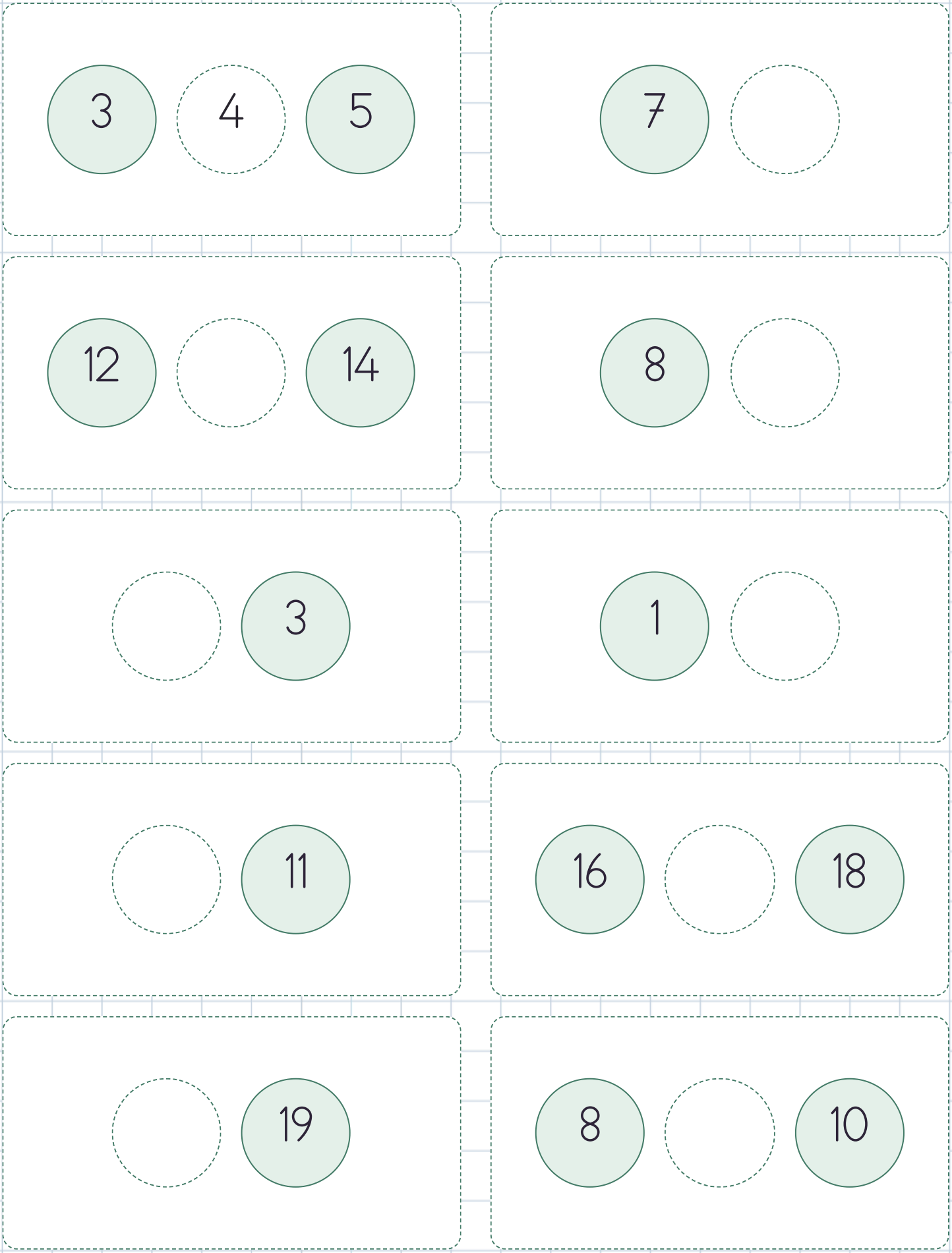

Hangisi Daha Çok?

Grupları sayalım. Daha çok olan grubun altındaki çemberi boyayalım. Eşitse ikisini de boyayalım.

6 Karşılaştıralım



Eşleyelim

İki gruptaki nesneleri çizgiyle birer birer eşleyelim. Daha çok olan grubun kutusunu boyayalım. Eşitse ikisini de boyayalım.



Ritmik Sayalım

Sayıları sırayla okuyalım. Boş taşlara eksik sayıları yazalım.

7 Sayalım

3		5	6	7		9	
20		18			15	14	13
0	2	4	6	8			
20		16	14	12		8	
10	15				35	40	45
20		40			70	80	90

İkişer Sayalım

Sayıları sırayla okuyalım. Boş taşlara eksik sayıları yazalım.

0	2	4	6	8	10	12
4	6			12		16
6	8		12			18
7	9			15		19
1	3	5			11	
2	4			10	12	
8	10	12		16		
3	5	7			13	

Beşer ve Onar Sayalım

Sayıları sırayla okuyalım. Boş taşlara eksik sayıları yazalım.

5	10	15	20	25	30	35	40
40	45		55	60	65		
45	50	55	60				80
50	55			70	75		85
0	10	20	30			60	
10	20		40			70	80
20	30	40	50		70		
30	40		60	70		90	

Geriye Sayalım

Sayıları sırayla okuyalım. Boş taşlara eksik sayıları yazalım.

20	19	18	17	16	15	14	13	12	11
20	19	18	17		15			12	
20	19		17		15				11
20	19		17					12	
20	18	16	14		10			4	2
20	18		14	12	10		6		
20	18		14	12	10				
20	18				10			4	

Örüntüyü Sürdürelim

Örüntüyü inceleyelim. Boş kutulara sıradakileri çizelim ya da yazalım.

8 Örüntüler

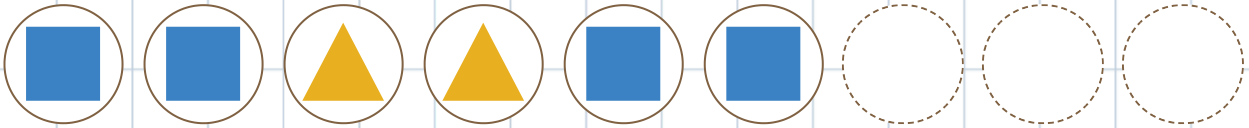





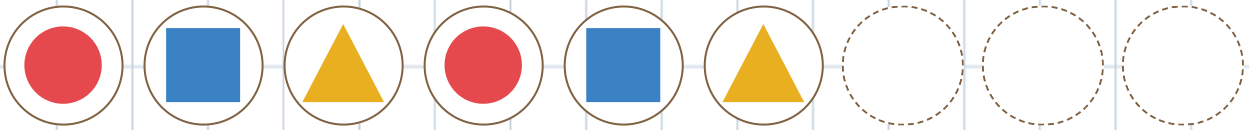

4 6 8 10 12 ☐ ☐ ☐

0 5 10 15 20 ☐ ☐ ☐

Şekil Örüntüsü

Örüntüyü inceleyelim. Boş kutulara sıradaki şekilleri çizelim.

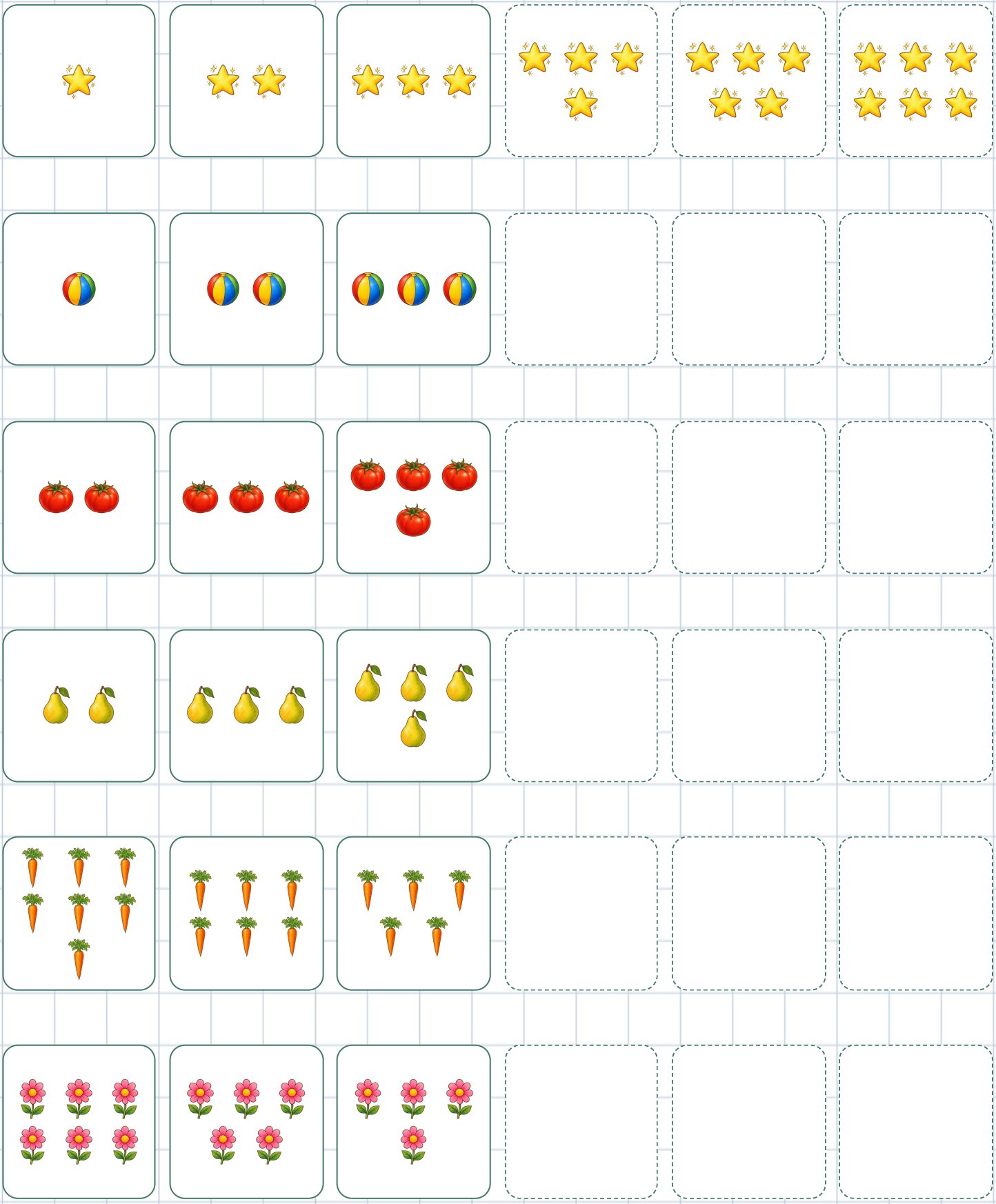

Sayı Örüntüsü

Örüntüyü inceleyelim. Boş kutulara sıradaki sayıları yazalım.

10	11	12	13	14	15
7	8	9			
1	3	5			
10	12	14			
35	40	45			
30	40	50			
20	19	18			
20	18	16			

Tahmin Edelim, Sayalım

Nesnelere bakıp kaç tane olduğunu tahmin edelim, ilk kutuya yazalım. Sonra sayalım, ikinci kutuya yazalım.

9 Tahmin













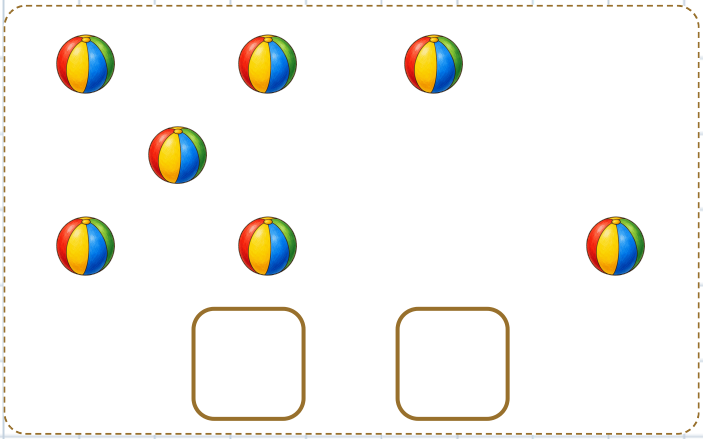

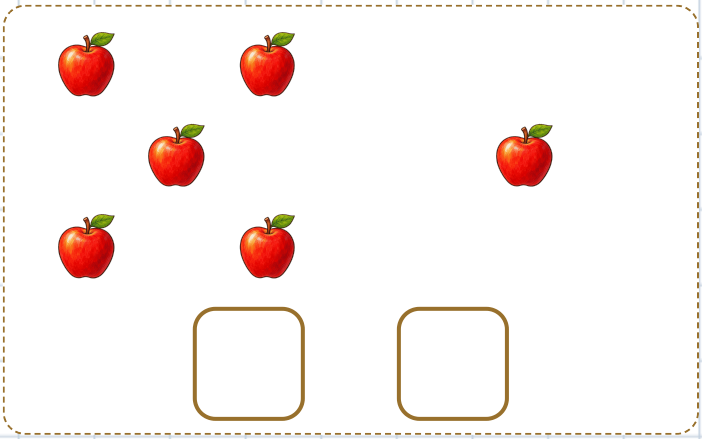

Tahmin Edelim, Sayalım

Nesnelere bakıp kaç tane olduğunu tahmin edelim, ilk kutuya yazalım. Sonra sayalım, ikinci kutuya yazalım.



20 | 18



















Kaç Ataş Boyunda?

Nesnenin altındaki ataşları sayalım. Sayısını kutuya yazalım.

10 Ölçme



3







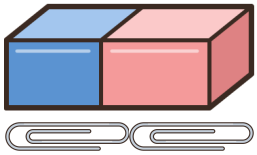



Uzundan Kısaya

Nesnelerin boyunu karşılaştıralım. En uzun olanın kutusuna 1 yazalım, kısaya doğru sırayla devam edelim.



3 2 1











Hangisi Daha Ağır?

Teraziye bakalım. Ağır olan nesnenin kutusunu boyayalım.











