# n sesi

n N







Ad – Soyad: .....



# n Sesi Dinleyelim

Ad – Soyad: .....

Resimlerin adını söyleyelim. Adında "n" sesi varsa altındaki çemberi boyayalım.






















n

# Yazalım

Ad – Soyad: .....

"n" sesinin küçük formunu yazalım.

n







n n n n n n n n n n n n n

n n n n n n n n n n n n n

n n n n n n n n n n n n n

n n n n n n n n n n n n n

n n n n n n n n n n n n n

n n n n n n n n n n n n n

n n n n n n n n n n n n n

n n n n n n n n n n n n n

n n n n n n n n n n n n n

n

# Yazalım

Ad – Soyad: .....

"N" sesinin büyük formunu yazalım.

N







N N N N N N N N N

N N N N N N N N N

N N N N N N N N N

N N N N N N N N N

N N N N N N N N N

N N N N N N N N N

N N N N N N N N N

N N N N N N N N N

N N N N N N N N N

N N N N N N N N N




# Yazalım

Ad – Soyad: .....

"n" sesinin küçük ve büyük formunu yazalım.

n n n n n n n n n n n n n

n n n n n n n n n n n n n

N N N N N N N N N N

N N N N N N N N N N

Nn Nn Nn Nn Nn Nn Nn

Nn Nn Nn Nn Nn Nn Nn

n n n n n n n n n n n n n

N N N N N N N N N N

Nn Nn Nn Nn Nn Nn Nn

Nn Nn Nn Nn Nn Nn Nn

# n Gölgesini Bulalım

Ad – Soyad: .....

Resimlere bakalım. Her resmi kendi gölgesine çizgiyle bağlayalım.

























n

# Sesler Birleşiyor

Ad – Soyad: .....

Sesleri birleştirelim. Oluşan heceyi okuyup yazalım.

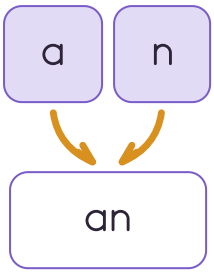


an an an an an an

an

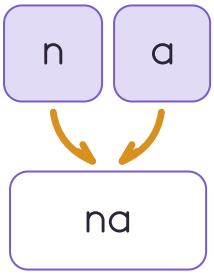


na na na na na na

na

# n Hecelerini Sayalım

Ad – Soyad: .....

Resmin adını söyleyip el çırpalım. Hece sayısı kadar daire boyayalım.

















# n Söyleyelim, Çizelim

Ad – Soyad: .....

Adında "n" sesi olan nesnelerin resmini çizelim.